



SI B 24 01 01  
Automatic Transmission

March 2005  
Technical Service

This Service Information bulletin supersedes S.I. 24 01 01 **dated April 2001.**

**PERFORM THE PROCEDURE OUTLINED IN THIS SERVICE INFORMATION ON ALL AFFECTED VEHICLES THE NEXT TIME THEY ARE IN THE SHOP FOR MAINTENANCE OR REPAIRS.**

**Note** designates changes to this revision

**SUBJECT**  
**Reprogramming the TCM/EGS**

**MODEL**  
E36 Z3 roadster/coupe with M54 produce up to 11/00

E46 3 Series with M54 produced up to 11/00

**Note** E53, X5 3.0 vehicles produced up to 11/00

**SITUATION**

Due to a transmission control module (TCM / EGS) software error, a communication conflict may exist between the TCM and an "aftermarket" scan tool. This may prevent the TCM from displaying the control module's "calibration identification" on the "off-board" scan tool display.

**AFFECTED VEHICLES**



**Note** This service action involves E36 Z3, E46, and X5 3.0 vehicles with the M54B25 and M54B30 engines which were produced up to 11/2000.

In order to determine if a specific vehicle is affected by this service action, it will be necessary to utilize the "Service Menu" of the DCS (Dealer Communication System). Based on the response of the system, either proceed with the corrective action or take no further action.

The Chassis Number Ranges listed below are **only** for informational purposes and are not to be considered as the only deciding factor.

<b>Model</b>	<b>Chassis Number Range</b>
325Xi	EE75003 – EE75014
325iT	ET40000 – ET40015
325iA	FU75004 – FU75113
330iA	FJ63009 – FJ64066
330Xi	JS90008 – JS94071
330Ci	JU30003 – JU82703

**077812**

330CiC	JW54002 – JW54007
330CiA	JY50001 – JY50008
Z3 3.0 roadster	LL47759 – LL47807
Z3 2.5 roadster	LM00594 – LM00777
Z3 3.0 coupe	LM13130 – LM13138
 X5 3.0	LM60991
 X5 3.0	LM73271 – LM74334

**CAUSE**

TCM/EGS program error

**CORRECTION**

Reprogram the TCM/EGS with CD25 or higher.

**PROCEDURE**

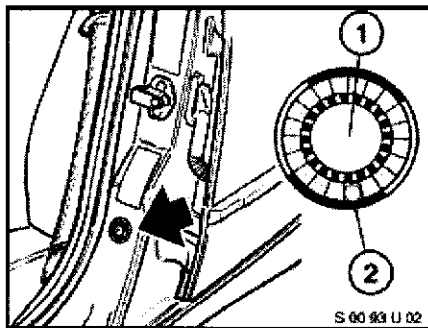
1. Using **CD25** or higher, reprogram the TCM.
2. Using the DIS/MoDiC, select:
  - o 4 Programming: "Programming Drive P25.0"
  - o 5 "EGS Programming"
  - o 1 "Exchange control unit"
  - o 1 "Determine basic control unit"
  - o "Is faulty control unit still installed in car" select "YES"
  - o "Turn on ignition – start automatic determination" select "YES"
  - o "Automatic determination active – please wait"
  - o Follow the directions to complete the programming and clearing of the adaptations.
3. For reference only, the following numbers will be installed after programming with **CD25**

<b>Vehicle</b>	<b>Basic control unit*</b>	<b>Programmed control unit*</b>
325iA		
325CiA	7 508 145	7 514 301
325CiC	7 514 265	7 514 303
325XiA		
325XiTA	7 508 145	7 513 814 7 513 810

330XiA	7 508 145	7 513 386
330iA	7 512 045	7 512 057
330CiA	7 514 265	7 514 303
330CicA		
Z3 roadster 2.5	7 508 145	7 513 392
Z3 roadster/coupe 3.0	1 423 955	7 513 816
		7 506 685

\*Basic and Programmed control unit #s are subject to change with future DIS software releases.

#### LABEL INSTRUCTIONS




This service action has been assigned code number **296**. After the vehicle has been checked, and corrected if necessary, obtain a label (SD92-155) and:

- emboss your BMW dealer warranty number in the middle of the label (1);
- punch out code number **296** printed on the label and,
- affix the label to the **B** pillar as shown.

If the vehicle already has a label from a previous Service Action/Recall Campaign, affix the new label next to the old one. Do not affix one label on top of another one because a number from an underlying label could appear in the punched-out hole of the new label.

#### WARRANTY INFORMATION

Reimbursement for this service action will be provided through campaign entry without regard to vehicle age or mileage.

<b>Defect Code</b>	<b>00 24 15 01 00</b>	
<b>Work Package 1</b>	<b>Reprogram the EGS</b>	
Labor Operation:	00 52 826	
 Labor Allowance:	6 FRU	E46 / E36/7 / X5 3.0