




SI B24 51 02
Automatic Transmission

June 2003
Service Engineering

This Service Information bulletin supersedes S.I. B24 51 02 **dated August 2002.**

 designates changes to this revision

SUBJECT

Transmission Oil Leak in Torque Converter Area

MODEL

E53 X5 with M62 and A5S440Z transmission produced 9/99 – 5/00 up to transmission serial number 0345218

SITUATION

Isolated reports have been received of transmission oil leakage in the torque converter area. If this condition is experienced on a vehicle not included in the above range, please contact the ZF hotline.

CAUSE

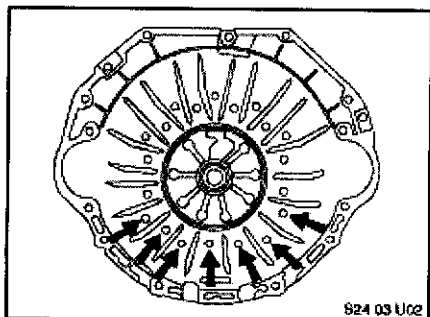
Oil seepage through the threads of bell housing mounting bolts.

CORRECTION

Apply "Loctite 243" to the threads of seven bell housing mounting bolts.

PROCEDURE

1. Remove transmission as outlined in repair instructions.
2. Remove torque converter.
3. Remove the seven bell housing mounting bolts indicated below.



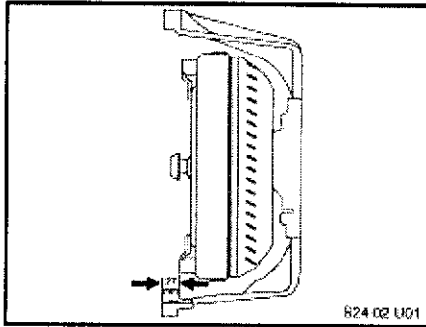
4. Clean the threads of the seven mounting bolts.
5. Clean oil residue from the threads in the transmission housing.

NOTE: Loctite 243 will work only when applied to an oil free surface.

078955

6. Apply a moderate amount of Loctite 243 to the threads of the seven mounting bolts. Install bolts and torque to 46 Nm.

7. Install torque converter taking care to not damage pump seal or drive gear tangs. A correctly seated torque converter measures 27mm from the front of the bell housing to the torque converter mounting brackets.



NOTE: Replace the transmission oil pump shaft seal only if needed.

8. Install transmission as outlined in repair instructions.

9. Check transmission oil level.

PARTS INFORMATION

Loctite 243 is the only thread locker / sealant approved for this repair. Other products **are not acceptable, and will not work.**

Loctite 243 is available from your local Loctite distributor. To locate nearest distributor:
<http://www.loctite.com>.

Loctite Part Number	Description
24077	Loctite 243

WARRANTY INFORMATION

Covered under the terms of the BMW New Vehicle Limited Warranty.

Defect Code	24 00 95 48 00	
Labor Operation:	R&R Transmission, clean and apply sealant to specified bolts.	
Main Work	Labor Operation	Labor Allowance
	00 53 372	67 FRU - E53
+Associated Work	00 53 918	65 FRU - E53
Sublet		

Allowance \$2.00

Sublet Code 4

Note: The following explanations will spell out the correct use of the work times.

Main Work: Use this labor operation number when the only repair performed is the listed warranty repair.

OR

+Associated Work: Use this labor operation number when other repairs or services are performed along with the listed warranty repair.
Under no circumstances should both labor operation numbers be claimed. Attempts to claim both times will result in an unnecessary delay in claim processing and payment.